



DW642TSC

Rugged Design Industrial 4 port POE injector, with 4 x 10/100M TX PSE(IEEE802.3at POE+), 1 x 10/100M TX, 1 x 100M FX MM SC, 48VDC Power input, Operating temp: -40°C to +75°C

Models available:

- DW642TSC 4 port 10/100M POE+ Injector, with 4x10/100MTX PSE(POE+), 10/100TX, 100M SC
- DW642TSC-30 4 port 10/100M POE+ Injector, with 4x10/100MTX PSE(POE+), 10/100TX, 100M SC SM 30km
- DW642SC 4 port 10/100M POE+ Injector, with 4x10/100MTX PSE(POE+), + 2 x 100M SC
- DW642SC-30 4 port 10/100M POE+ Injector, with 4x10/100MTX PSE(POE+), + 2 x 100M SC SM 30km
- DW541T 4 port 10/100M POE+ Injector, with 4x10/100MTX PSE(POE+), + 10/100TX



DW642TSC

ST, WDM fibers are also available

Introduction

This rugged designed high power 4 port industrial POE+ Injector is equipped with our high efficiency ColdDesign technology which allows input voltage to meet IEEE802.3af/at standard, also reduce the excessive heat problem to a minimum. And it is also equipped with 2 ports 100M fiber(optional models) that can be used as fiber redundancy, cascaded to your other devices to expand your network application. It is being rigorously tested for your Security, Transportation and Telco application.





Specification

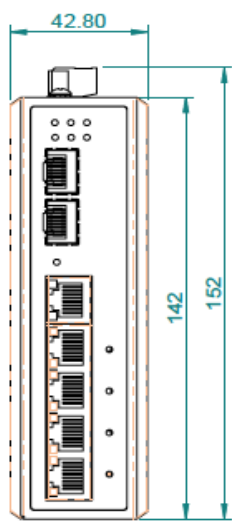
IEEE Standard	IEEE 802.3 10Base-T Ethernet IEEE 802.3u 100Base-TX Fast Ethernet IEEE 802.3u 100Base-FX Fast Ethernet IEEE802.3x Flow Control and Back Pressure, IEEE802.3af for POE IEEE802.3at for POE+
Switch Architecture	Back-plane (Switching Fabric): 1.2Gbps
Data Processing	Store and Forward
Flow Control:	IEEE 802.3x Flow Control and Back Pressure
Jumbo Frame	9KB
MAC address Table Size	1K
Packet Buffer Size	1M
Network Connector :	5xRJ-45 10/100BaseT(X) auto negotiation, 4 10/100M POE+ 802.3at/af PSE port Auto MDI/MDI-X function, Full/Half duplex 1x 100BaseX, MM SC 2km
Network Cable	UTP/STP above Cat.5e Cable
	EIA/TIA-568 100-ohm (100m)
	Fiber Cable (Multi-mode):50/125um,62.5/125um Fiber Cable (Single-mode): 9/125um
Protocol	CSMA/CD
LED	PW1(Power 1) Green, PW2(Power 2) Green, ERR(Fault) Amber,
	TX/RJ-45 port: LNK (Link/Active) Green, SPD(Speed) 10/100(OFF) ,1000 (Green)
	Fiber Per port: Link (Green) Active Flash
	POE port ON/OFF
Reserve polarity protection	Present
Overload current protection	Present
Power Supply	Redundant Dual DC 12V-55V Power Input, 44VDC-55VDC for POE
Power Consumption	3.76W@48 VDC full load, Without POE



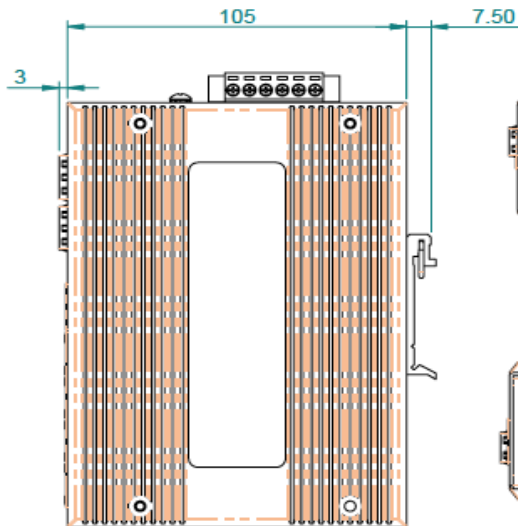
Alarm Relay Contact	Relay outputs with current carrying capacity of 1 A @24VDC, Relay in short circuit mode when 2 powers are connected. in open circuit mode when only one power supply is connected
POE power	POE power per port 30watts at 48VDC input Maximum total power 120Watts
Removable Terminal Block	Provide 2 Redundant power , Alarm relay contact ,6 Pin Wire range: 0.34mm ² to 2.5mm ² Solid wire (AWG):12-24/14-22 Stranded wire(AWG): 12-24/14-22 Torque:5lb-In/0.5Nm/0.56Nm Wire Strip length: 7-8mm
Operating Temperature	-40°C~75°C fully tested.
POE efficiency	Voltage efficiency up to 97% from 48VDC to 55VDC.
Surface temperature	Surface temperature rises 6°C full load in a 75°C chamber
Operating Humidity	5% to 95% (Non-condensing)
Storage Temperature	-40°C~85°C
MTBF (mean time between failure)	1,510,304 hrs (MIL-HDBK-217F) at 25°C
Housing	Rugged Metal ,IP30 Protection
Case Dimension (W X D X H)	142mmx43mmx105mm (LxWxD)
Installation mounting	DIN Rail mounting and Wall Mounting
EMC/EMS	CE, FCC
EMI	FCC Part 15 Subpart B Class A, CE EN 55022 Class A



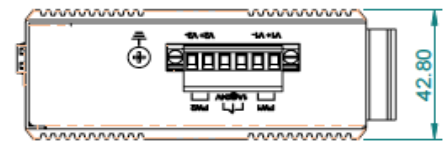
Housing Dimension



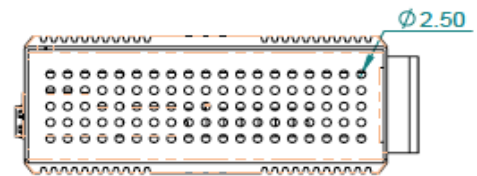
Front view



Side view



Top view



Bottom view

Applications

