

DV642GF

Super Voltage Booster -- 12V/24V/48VDC Power input, Rugged Industrial 4 port Gigabit POE Injector, 4x10/100/1000M TX PSE (802.3af/at POE+), 2x100/1000M SFP, Operating temp: -40°C to +75°C

OEM/ODM Options



Black



White

Available Case color



DV642GF

Other Models also available:

DV642GCF --- Super Voltage Booster, 12/24/48 VDC In, 4 port Giga POE+ Injector, with 4xGiga POE TX + TX/SPF Combo + 1x 100/1000M SFP

DV642GTF --- Super Voltage Booster, 12/24/48 VDC, 4 port Giga POE+ Injector, with 4xGiga POE TX + 10/100/1000M TX + 100/1000M SFP

Introduction

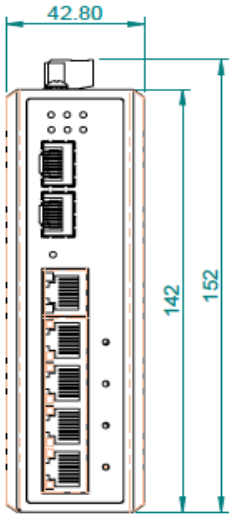
This Super Voltage Booster --- The high power 4 port industrial POE+ Injector is equipped with our high efficiency ColdDesign technology which allows low input voltage, such as 12/24/48VDC be boost up to 55VDC to meet IEEE802.3at requirement. The ColdDesign technology will not only boost up Input Voltage, also reduce the excessive heat problem to a minimum. It accepts the input voltage as low as 12VDC, to be boost up to 55VDC. And it is also equipped with 2 port SFP fiber that can be used as fiber redundancy, cascaded to your other devices to expand your network application. It is being rigorously tested for your Security, Transportation and Telco application.

Specification

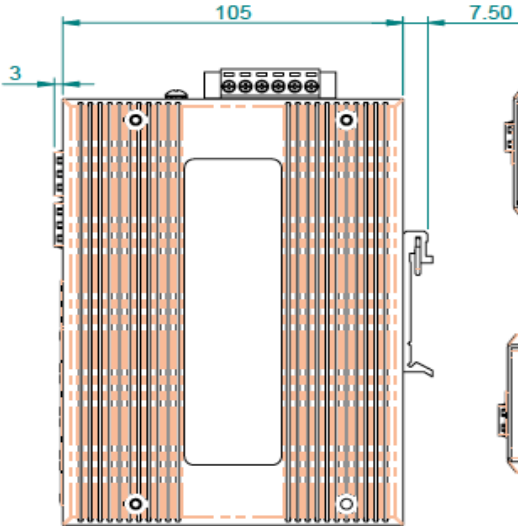
IEEE Standard	IEEE 802.3 10Base-T Ethernet IEEE 802.3u 100Base-TX Fast Ethernet IEEE 802.3ab 1000Base-T Gigabit Ethernet IEEE 802.3z 1000Base-X Gigabit Ethernet IEEE802.3x Flow Control and Back Pressure, IEEE802.3af for POE IEEE802.3at for POE+
Switch Architecture	Back-plane (Switching Fabric): 12Gbps
Data Processing	Store and Forward
Flow Control:	IEEE 802.3x Flow Control and Back Pressure
Jumbo Frame	9KB
MAC address Table Size	1K
Packet Buffer Size	1M
Network Connector :	4xRJ-45 10/100/1000BaseT(X) auto negotiation, 4 Giga POE+ 802.3at/af PSE port Auto MDI/MDI-X function, Full/Half duplex 2 x SFP 100/1000M BaseX
Network Cable	UTP/STP above Cat.5e Cable
	EIA/TIA-568 100-ohm (100m)
	Fiber Cable (Multi-mode):50/125um,62.5/125um Fiber Cable (Single-mode): 9/125um
Protocol	CSMA/CD
LED	PW1(Power 1) Green, PW2(Power 2) Green, ERR(Fault) Amber,
	TX/RJ-45 port: LNK (Link/Active) Green, SPD(Speed) 10/100(OFF) ,1000 (Green)
	SFP Fiber Per port: Link (Green) Active Flash
DIP Switch	DIP 1: OFF: Port 5 SFP ON (DEFAULT) ON: Port 5 SFP OFF DIP 2: OFF: SFP 1000M (DEFAULT) ON: SFP 100M
Reserve polarity protection	Present
Overload current protection	Present
Power Supply	Redundant Dual DC 12V-55V Power Input
Power Consumption	5.76W@12/24/48 VDC full load, Without POE

Alarm Relay Contact	Relay outputs with current carrying capacity of 1 A @24VDC, Relay in short circuit mode when 2 powers are connected. in open circuit mode when only one power supply is connected
POE power	POE power per port 30watts. Maximum 36Watts per port at 12/24/48VDC input Maximum total power 126Watts at 24VDC and 48VDC power input. Maximum total power 80W at 12VDC power input
Removable Terminal Block	Provide 2 Redundant power , Alarm relay contact ,6 Pin Wire range: 0.34mm ² to 2.5mm ² Solid wire (AWG):12-24/14-22 Stranded wire(AWG): 12-24/14-22 Torque:5lb-In/0.5Nm/0.56Nm Wire Strip length: 7-8mm
Operating Temperature	-40°C~75°C fully tested.
Operating Humidity	5% to 95% (Non-condensing)
Storage Temperature	-40°C~85°C
MTBF (mean time between failure)	5,510,304 hrs (MIL-HDBK-217F) at 25°C
Housing	Rugged Metal ,IP30 Protection
Case Dimension (W X D X H)	142mmx43mmx105mm (LxWxD)
Installation mounting	DIN Rail mounting and Wall Mounting
Certifications:	
EN55022/24	ITE equipment
EN50155	Railways Applications Electronic Equipment used on Rolling Stock
EN55011	Industrial, Scientific and Medical (ISM) equipment
EN50121-3-2	Railway Applications – Electromagnetic Compatibility – Part 3-2 Rolling Stock - Apparatus
EN50121-4	Railway Applications – Electromagnetic Compatibility – Part4 Emissions and Immunity of the Signaling and Telecommunications Apparatus
Safety	IEC EN60950-1
EMC/EMS	CE, FCC, VCCI
EMI	FCC Part 15 Subpart B Class A, CE EN 55022 Class A
EN 50155 / EN 60068-2-6	Vibration
EN 50155 / EN 60068-2-27	Shock
EN 50155 / EN 60068-2-32	Free Fall

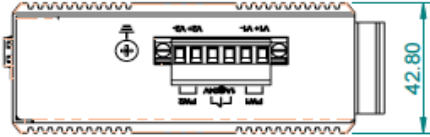
Housing Dimension



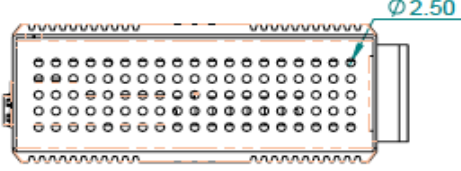
Front view



Side view



Top view



Bottom view

